



SECTION A: EDI ASN APPROVED SUPPLIERS

(Non-EDI Approved Suppliers should refer to section B)

SUPPLIER PRINTED CARTON LABEL REQUIREMENTS

Carton labels are required on each carton shipped to PVH Corp. This will facilitate efficient and accurate receipt of merchandise at the PVH Corp. warehouse and retail stores. Suppliers approved for EDI ASNs are required to create 4" x 6" GS1-128 carton labels based on the PVH Corp. specifications described below. PVH Corp. will not supply carton labels to EDI ASN approved suppliers. There are three distinct shipping methods to be used for PVH Corp. merchandise (specified by the buyer/merchandiser on the purchase order):

1. Warehouse
2. Direct-to-Store
3. Mark-for-Store

For each of these categories listed, the supplier should review the requirements below in order to comply with PVH Corp. labeling requirements. Shipping label requirements are based on ANSI/UCC/GS1 shipping label standards.

Placement

Place carton labels on the shipping cartons per the following procedure:

- Affix a GS1-128 carton label to the longest side on the lower right corner of each carton.
- The barcode must be placed on the carton meeting all three requirements:
 - Label must be placed a min. of $\frac{3}{4}$ inches to a max. of $1\frac{1}{4}$ inches from the right carton edge
 - Label must be placed $\frac{1}{2}$ inches from the bottom edge of the carton
 - 5 degree maximum tilt of the carton label to ensure level barcode placement.
- Placement of non-barcoded vendor content labels must be placed to the left of the GS1-128 label.
 - Reference Attachment D

Note: Certain suppliers require their own internal outbound carton label(s) on shipments. **ALL** labels with internal barcodes must be removed or covered when the merchandise ships from the Supplier's location(s). The only barcodes that should be exposed are the required GS1-128 shipping barcodes to be used by PVH Corp. in conjunction with the Supplier's EDI ASN.



1. Warehouse

When shipping product to the Jonesville, NC warehouse, in addition to the standard requirements for all PVH Corp. shipments (GS1-128 barcode, barcode for store number & postal zip code, carrier name, product number, and bill of lading number) the following information must be listed on the carton label as shown in **Attachment A**.

- Vendor name and address
- PVH Corp. warehouse address – two-digit store number 05, Jonesville, in zone Mark-For-Store
- Retail purchase order, which is listed on the PVH Corp. purchase order, including company and division prefix
- Number of cartons shipped (i.e. 1 of 2, 2 of 2)

2. Direct-to-Store

When shipping product directly to the stores, the following information must be listed on the carton label as shown in **Attachment B**.

- Vendor name and address
- PVH Corp. retail division name and address – five-digit store number in zone Mark-For-Store
- Retail purchase order, which is listed on the PVH Corp. purchase order, including company and division prefix
- Number of cartons shipped (i.e. 1 of 2, 2 of 2)

3. Mark-For-Store

When shipping product to the Jonesville warehouse that is a Mark-for-Store distribution, the following information must be listed on the carton label as shown in **Attachment C**.

- Vendor name and address
- PVH Corp. warehouse address
- Retail purchase order, which is listed on the PVH Corp. purchase order, including company and division prefix
- Number of cartons shipped (i.e. 1 of 2, 2 of 2)
- Mark-for-Store and five-digit store number in zone Mark-for-Store

Small Package Note: If shipping small packages to any PVH Corp. destination, the placement of the FedEx ground shipping label needs to be placed on the top of the carton.



PVH Corp.

Domestic Vendor Manual

Carton Label Requirements

EDI APPROVED SUPPLIER – Carton Label Examples

ATTACHMENT ‘A’ – SHIPMENTS TO THE JONESVILLE, NC DISTRIBUTION CENTER (EDI APPROVED VENDOR ONLY)

From: Vendor ABC Street City, State Zip		To: PVH Corp. 1000 PVH Quality Way Jonesville, NJ 28642	
Ship to postal code  (xxx) 12345		Carrier CARRIER NAME Pro: XXXXXXXXXX B/L XXXXXXXXXX:	
Purchase Order: RT IZ 44117 Carton Sequence: 1 of 2			
For: (91) 05 		For Store: <div>05</div>	
SCC-18  (00) 0 0719240 000028537 4			



PVH Corp.

Domestic Vendor Manual

Carton Label Requirements

EDI APPROVED SUPPLIER

ATTACHMENT 'B' – DIRECT SHIPMENTS TO PVH CORP. RETAIL STORES (EDI APPROVED VENDOR ONLY)

From: Vendor ABC Street City, State Zip		To: Van Heusen Retail Ocean City Factory Outlets 12741 Oceangate Way Unit 750 Ocean City, MD 21842	
Ship to postal code  (xxx) 12345		Carrier CARRIER NAME Pro: XXXXXXXXXXXX B/L XXXXXXXXXXXX:	
Purchase Order: RT OS 68209 Carton Sequence: 1 of 2			
For: (91) 000395 		For Store: <div>00395</div>	
SCC-18  (00) 0 0719240 000028537 4			






PVH Corp.

Domestic Vendor Manual

Carton Label Requirements

**ATTACHMENT ‘C’ – MARK-FOR-STORE SHIPMENTS TO JONESVILLE, NC DISTRIBUTION CENTER
(EDI APPROVED VENDOR ONLY)**

From: Vendor ABC Street City, State Zip		To: PVH Corp. 1000 PVH Quality Way Jonesville, NJ 28642	
Ship to postal code  (xxx) 12345		Carrier CARRIER NAME Pro: XXXXXXXXXXXX B/L XXXXXXXXXXXX:	
Purchase Order: RT IZ 43117 Carton Sequence: 1 of 2			
FOR (91) 00700 		For Store: 00700	
SCC-18  (00) 0 0719240 000028537 4			



PVH Corp.

Domestic Vendor Manual

Carton Label Requirements

Secondary Carton Label (1 2 of 5)

The secondary label is a duplicate of the GS1-128 carton label with the barcode symbology changed to 1 2 of 5 (Interleaved 2 of 5) and the word "END" instead of the ship to postal code. See layout below.

Requirements

Size: 4" x 6"

Symbology: 1 2 of 5 (Interleaved 2 of 5)

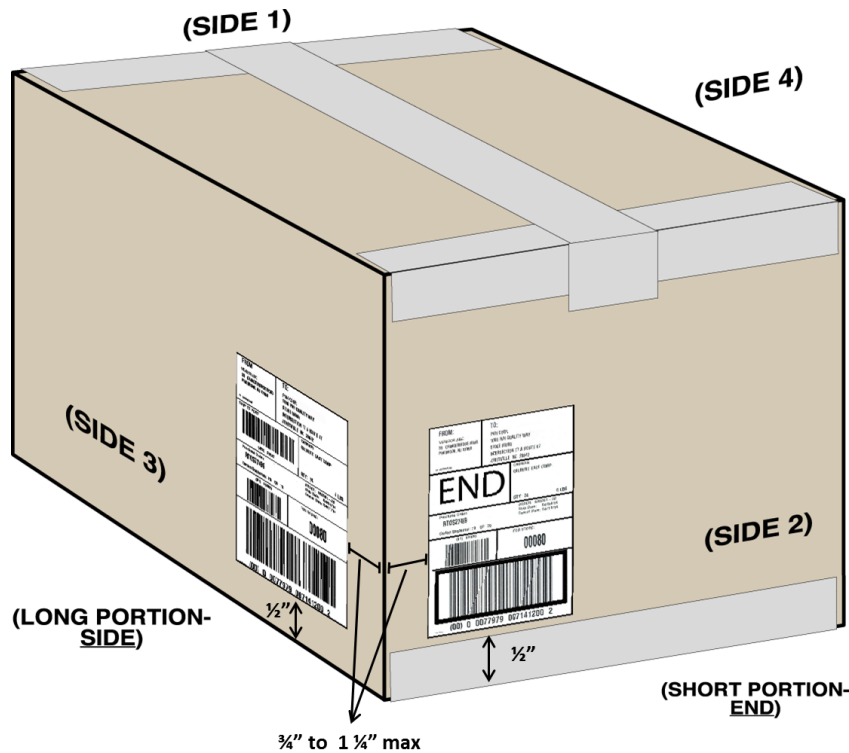
Shipments: All domestic POs shipping to our Jonesville, NC distribution center except for those *Mark For Store* POs.

FROM: VENDOR ABC 33 CHANGEBRIDGE ROAD PINEBROOK, NJ 07058 <small>H1 B00WHLAS</small>	TO: PVH CORP. 1000 PVH QUALITY WAY INTERSECTION 77 & ROUTE 67 JONESVILLE NC 28642
END	CARRIER GILBERT EAST CORP. QTY: 24 6 LBS
Purchase Order: RTOS27499 Carton Sequence: 79 OF 79	
ORDER: 680891-28 Ship Date: 04/04/14 Cancel Date: 04/11/14	
<small>(91) 00080</small> 	FOR STORE: 05
 <small>(00) 0 0077979 007141200 2</small>	

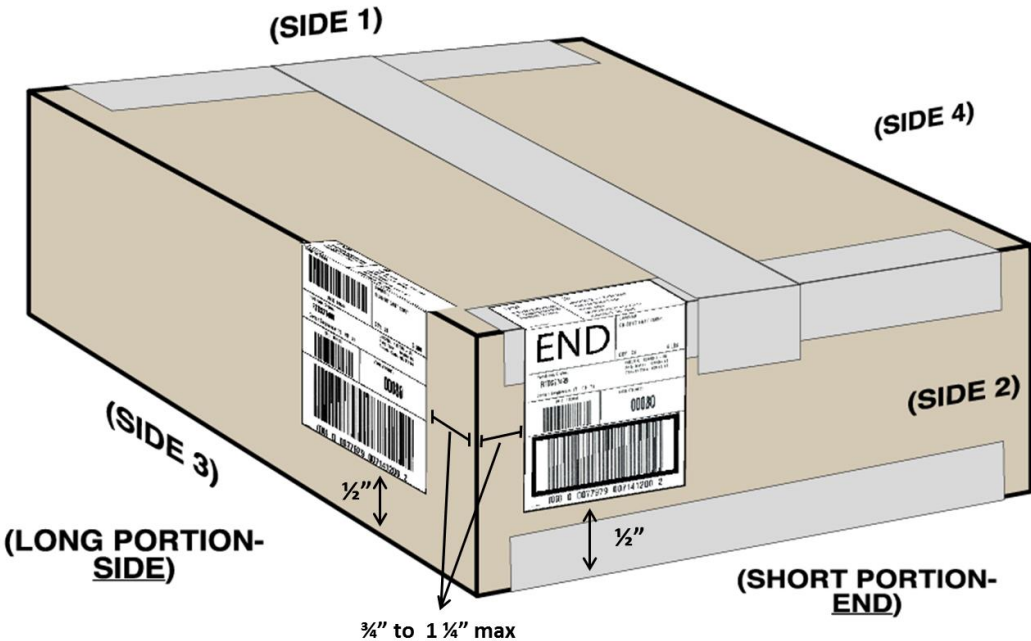
1 2 of 5 Barcode
Symbology
Example



ATTACHMENT 'D' – PLACEMENT OF GS1-128 SHIPPING LABEL AND SECONDARY LABEL ON CARTONS



ATTACHMENT 'E' – PLACEMENT OF GS1-128 SHIPPING LABEL AND SECONDARY LABEL ON CARTONS LESS THAN 6" IN HEIGHT





SECTION B: NON-EDI APPROVED SUPPLIERS

PVH Corp. SUPPLIED CARTON LABEL REQUIREMENTS

The following information is for suppliers not approved for EDI ASNs. The supplier must use PVH Corp. pre-printed 4" x 10" carton labels.

1. Warehouse

When shipping merchandise to a PVH Corp. warehouse, the supplier must use a PVH Corp. pre-printed, bar-coded carton label on each carton. Our merchandise office will arrange for you to receive pre-printed carton labels from our print facility. Your pre-printed carton labels will arrive with the garment price tickets no later than 2 weeks before the warehouse ship date. If you provide price tickets for our garments, you will still receive carton labels for all shipments to a PVH Corp. warehouse.

- Each set of carton labels will be placed into an envelope or small carton marked with the PVH Corp. purchase order number.
- Each size will be bundled separately.

PVH Corp. Pre-Printed Carton Labels

- Each carton label has a unique 9 digit "PO Carton Number" and is assigned to a specific style on the purchase order.
- You will be sent one carton label for each carton ordered. In addition, for each line on the purchase order, extra blank labels will be printed with no information printed in the "qty" and "size area" (blank label).
- These extra labels may be used for additional conforming cartons, nonconforming cartons, or lost / damaged labels.
- When using a blank label, you must hand write the following:
 - Correct carton quantity in blank "qty" box
 - Style/color, size, dimension, and pieces
- **Unused "blank" labels must be discarded. They cannot be used for other Purchase Orders.**

If for some reason you run short on carton labels for any one line item, do not use carton labels that have been provided for a different line item or photo copy other carton labels. If pre-printed carton labels are not received or if any are damaged or missing, contact the respective merchandising department.

Note: Certain Suppliers require their own internal outbound label on shipments.

Carton Label Requirements

- It is imperative that the PVH Corp. pre-printed label be placed on the carton according to the requirements. Deviations on the label placement are not acceptable. Suppliers must cover or remove **ALL** barcodes on the Supplier label(s), leaving only PVH Corp.'s carton label barcodes exposed when merchandise ships from the Supplier's location(s).

2. Direct-to-Store (DTS)

When shipping merchandise direct to a PVH Corp. outlet store (direct-to-store), the vendor is required to create a GS1-128 address shipping label for each carton. PVH Corp. will not provide carton shipping labels for direct-to-store shipments. If the vendor is unable to produce a GS1-128 shipping label, a non-barcoded address label is acceptable. If vendors have any questions regarding this section, please contact the Vendor Relations Department (please refer to Contact List section of the Supplier Manual).

Additional Label Requirements:

- For shipments that are considered small package or LTL, the supplier must create an address label for each carton. It should include name, address, city, state, and zip code of the destination. It must be placed on the top of the carton. Do not place labels over seams or sealing tape.



PVH Corp.

Domestic Vendor Manual

Carton Label Requirements

WRAP AROUND CARTON LABEL

WRAP AROUND- LABEL SIZE (Illustration below)	DIMENSION		
	WIDTH		LENGTH
	Inches	4	10
LABEL DETAILS & REQUIREMENTS (see example below)	Centimeters		10
			26
	<ul style="list-style-type: none">Issued per purchase orderSupplier must follow details of the carton label per style and pack quantityFactory name will be printed on all carton labels- See example belowPlacement- Side 3 & side 2 of the carton, 1/2 inch from the bottom edge of cartonCarton Label Bar Code-Must never be marked through or damagedBarcode quality should be a minimum grade of B (ANSI Standard)		

CONFORMING LABEL - CASE-PACK (BULK)

SHIP TO- 05 - PVH CORP.
JONESVILLE , NC
DATE 07/13/15

QTY 001

FROM- GUANG ZHOU CHENG TIAN LEATHER GOODS CO.

0000016652 824828 379 5
0500 FE F15 CKJ LRG NYLN POU
PO# 30281 RTCC BLACK
07-53282-001 1

09961798566 9
STYLE/COLOR 07-53282-001 SIZE 1
0500 FE F15 CKJ LRG NYLN POU
PO# 30281 RTCC BLACK
0000016652 824828 379 5

QTY 001

CONFORMING LABEL - PREPACK

SHIP TO- 55 - PVH CANADA, INC.
SAINT LAURENT , QC
DATE 06/05/14

QTY 006

FROM- SRILAKSHMI EXPORTS

0000016652 821991 469 7
9346 SAFFIANO PASSCASE
PO# 13323 RTCC BYZANTINE/ B
07-08508-901 PREPACK

43837760036 6
STYLE/COLOR 07-08508-901 SIZE 6
9346 SAFFIANO PASSCASE
PO# 13323 RTCC BYZANTINE/ B
0000016652 821991 469 7

QTY 006




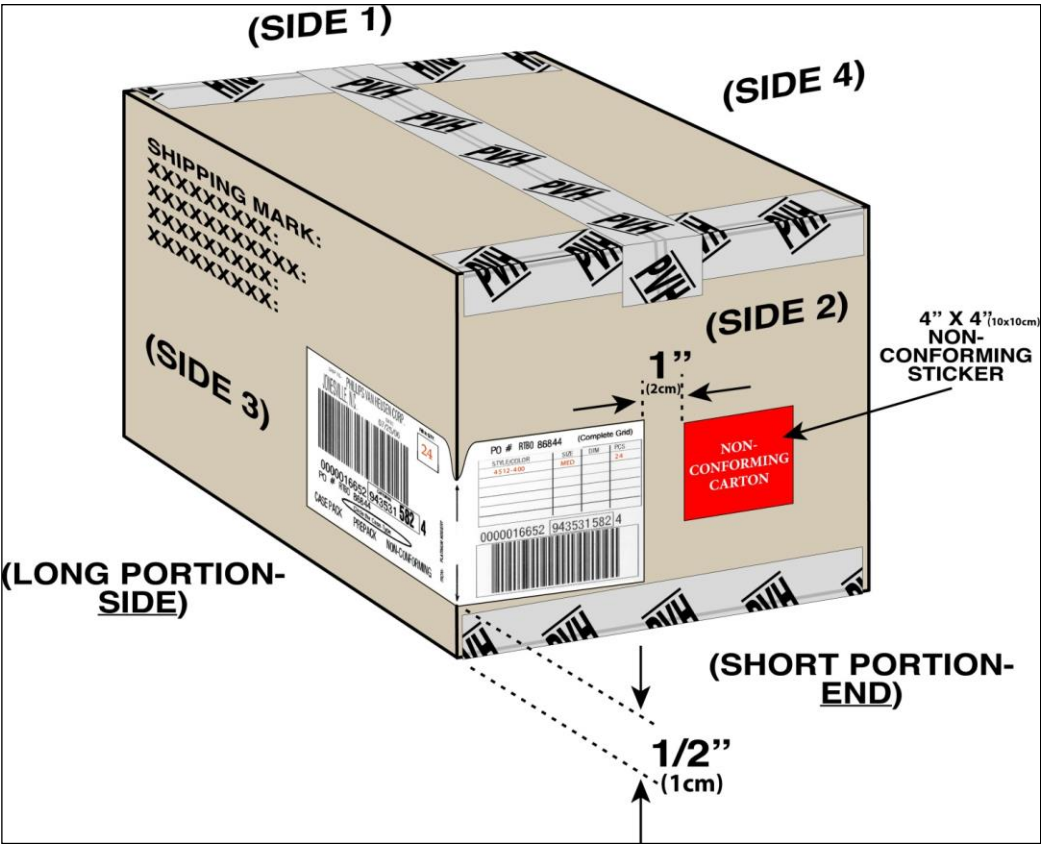
PVH Corp.

Domestic Vendor Manual

Carton Label Requirements

Non-Conforming Carton Label

COLOR	RED w/ white letters	
STICKER SIZE	4 in (10 cm) x 4 in (10 cm)	
FONT	Times New Roman – BOLD - 3/8 in (28 points) high	
PLACEMENT <i>See illustration below</i>	Side 2, 1 in (2.5 cm) right of carton label Color sticker should never cover carton label	





Carton Label Requirements -For Non-EDI Approved Suppliers

CARTON LABEL ORIENTATION & PLACEMENT

SHIPPING CARTON ORIENTATION

FLAPS MUST ALWAYS BE ON TOP AND BOTTOM

We will always express the size of a carton by stating the length first, followed by the width, and finally the height. Example: 21" x 18" x 12" (length is the longest dimension, width is the second longest dimension, and height is the shortest dimension).

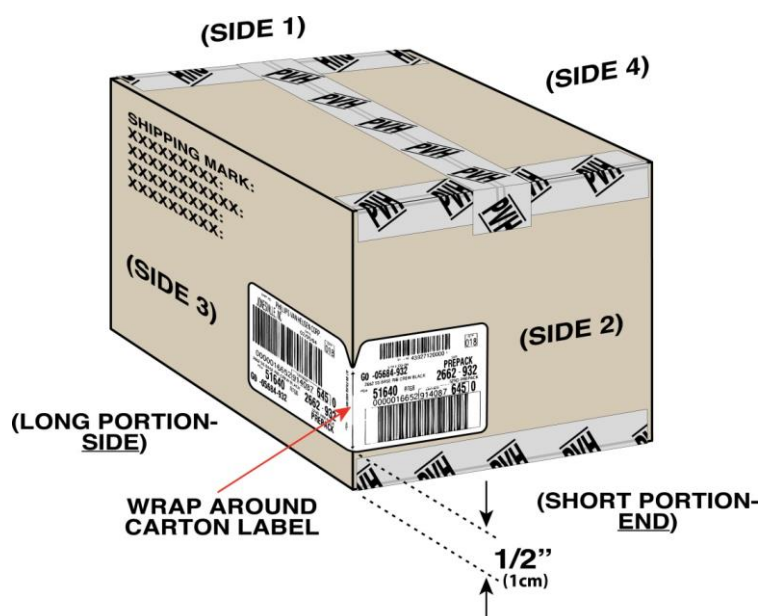
4 x 10 inch wrap around carton label: The long portion (left side) of the label is considered "Side" and the short portion (right side) is considered "End".

Place carton labels on shipping cartons per the following procedure:

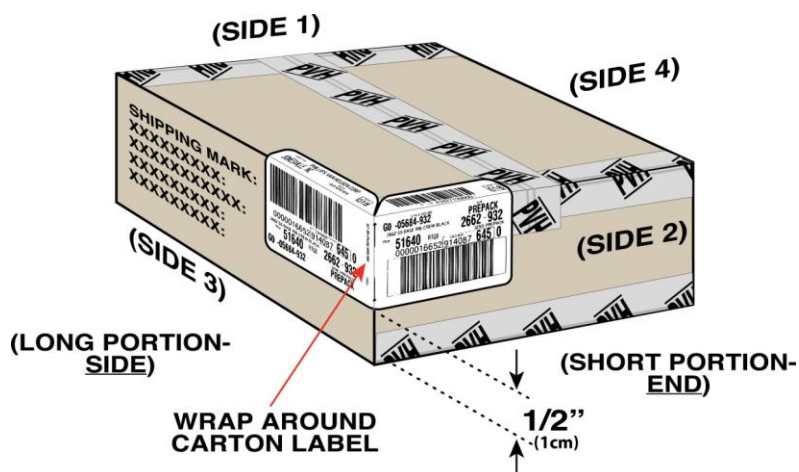
1. Affix a conforming carton label on each carton. For bulk pack, it is critical that the size packed in the carton match the size indicated on the carton label.
2. The barcoded carton label must be placed on the lower portion of the appropriate panels. To prevent damage to the barcode due to "edge crushing," the barcode must be placed on the carton meeting all the requirements below.
 - The bottom of the 4 x 10 carton label is to be placed a 1/2" above the carton's natural bottom (this is a critical dimension).
 - The bottom edge of the barcode should be parallel to the base of the carton (5 degree maximum tilt).
3. Certain Suppliers require their outbound label on shipments.
 - Place on Supplier's carton label to the LEFT of the PVH Corp. carton label.
 - It is imperative to draw a diagonal line through **ALL UPC Barcodes** on the Supplier label with a permanent marker.

WRAP AROUND CARTON LABEL

LARGE CARTON



SMALL CARTON



Note: Carton marking is required for imports only.